

---

# Appendix A – WDT10190

---

[REDACTED]

[REDACTED]

## 2025 Reassessment Report

5/12/2026

This study has been completed per Southern California Edison Company's Wholesale Distribution Access Tariff (WDAT), Attachment M Resource Interconnection Procedures (RIP)


## TABLE OF CONTENTS

A.	Introduction.....	1
B.	Project Information .....	1
C.	Study Assumptions .....	5
D.	Reliability Study Results.....	5
E.	Deliverability Assessment Results .....	5
F.	Interconnection Facilities, Network, Distribution Upgrades and their Cost and Construction Duration Estimates .....	5

### Attachments:

<b>Attachment 1:</b>	<b>Interconnection Facilities, Network Upgrades, and Distribution Upgrades</b>
<b>Attachment 2:</b>	<b>Not Used</b>
<b>Attachment 3:</b>	<b>Not Used</b>
<b>Attachment 4:</b>	<b>Allocation of Deliverability Driven Network Upgrades for Cost Estimates</b>
<b>Attachment 5:</b>	<b>SCE’s Interconnection Handbook</b>
<b>Attachment 6:</b>	<b>Project Specific Description, Assumptions, Notes, Results, and Schedule</b>
<b>Attachment 7a:</b>	<b>Escalated Cost and Time to Construct for Interconnection Facilities, Reliability Network Upgrades, Delivery Network Upgrades, and Distribution Upgrades</b>
<b>Attachment 7b:</b>	<b>Allocation of Network Upgrades for Cost Estimates and Maximum Network Upgrade Cost Responsibility</b>
<b>Attachment 8:</b>	<b>Subtransmission Assessment Report</b>
<b>Attachment 9:</b>	<b>Firm Charging Distribution Analysis Report</b>

## Interconnection Study Document History



## A. INTRODUCTION

Prologis Energy LLC, the Interconnection Customer (“IC”), has submitted a completed Interconnection Request (“IR”) to Southern California Edison (“SCE”), the Distribution Provider, for its proposed Fuerza (“Project”) <sup>1</sup>. The Project was designated as Queue Position WDT10190, and the Project information disclosed in the IR is provided in Table A.

In accordance with the Wholesale Distribution Tariff (“WDT”) Attachment M Resource Interconnection Procedures (“RIP”), SCE performed a reassessment with all the remaining active generation projects prior to Queue Cluster 16.

This reassessment evaluated the impacts on Distribution Upgrades previously identified in earlier interconnection studies due to Interconnection Request withdrawals, valid generator downsizing requests, SCE approved Distribution System additions/upgrades and other applicable changes.

This individual report provides the following:

- Updates to related Network Upgrades and/or Distribution Upgrades to the Project.
- For Queue Cluster 15 (“QC15”) projects only, update plan for interconnecting the Project, if applicable.

An Area Report was prepared separately to discuss the combined impacts of all projects on the ISO Grid. Similarly, a Subtransmission Assessment Report (“SAR”), was prepared separately to discuss the combined impacts of all projects on the distribution facilities served out of the SCE Subtransmission System specified in Table A.


It is advised that although the SAR is mentioned in this report, a project may not necessarily receive a SAR report as part of the overall 2025 Reassessment Report package because the Project is impacted only by the 2025 Reassessment evaluation performed at the Transmission Level.

## B. PROJECT INFORMATION

Table A provides a summary of the Project information.

Table A – IR Information for Project

<sup>1</sup> The IC is advised that the term “Generating Facility” is also utilized to refer to the Project in report documents included in the 2025 Reassessment report package provided.



The proposed plan for interconnecting the Project required to interconnect the proposed Project and provide the requested, as disclosed in Table A above, at the POI and to support ACDS, if applicable, is illustrated in Figure A.1. Figure A.2 illustrates the proposed location of the Project. The Project was modeled as described in Table A.

---

<sup>2</sup> Charging Capacity: The load associated with the storage component of a Project charged from the Distribution System that is used for later redelivery of the associated energy, net of Resource losses, to the Distribution System. Charging Capacity does not include load that is subject to SCE's retail tariff.

Figure A.1: Project One-Line Diagram





Figure A.2: Project Location Map



Refer to Attachment 6 for additional information related to the description of the Project.

## C. STUDY ASSUMPTIONS

- ISO Grid Level: The details of the analysis on the ISO controlled grid are provided in the corresponding 2025 Reassessment Area Report.
- Subtransmission System Level: If an evaluation on the SCE Non-ISO controlled Subtransmission System corresponding to the Point of Interconnection (“POI”) of the Project was warranted as part of the 2025 Reassessment, the detailed assumptions regarding the evaluation are provided in the corresponding SAR for the System, which is provided as Attachment 8 to this 2025 Appendix A report.
- Project Specific: The assumptions specific to the Project are provided in Attachment 6 to this 2025 Reassessment Appendix A report.

## D. RELIABILITY STUDY RESULTS

- ISO Grid Level Results: The details of the analysis and overload levels, as well as the details of the recommended mitigation to address these overloads, are provided in the corresponding 2025 Reassessment Area Report.
- Subtransmission System Level Results: If an evaluation on the SCE Non-ISO controlled Subtransmission System corresponding to the Point of Interconnection (“POI”) of the Project was warranted as part of the 2025 Reassessment, the details of the analysis with overload level information and associated recommended mitigation provided in the corresponding SAR for the System, which is provided as Attachment 8 to this 2025 Appendix A report.
- Project Specific Results: The Reliability Study Results specific to the Project are provided in Attachment 6 to this 2025 Reassessment Appendix A report.

## E. DELIVERABILITY ASSESSMENT RESULTS

There were no LDNU’s required by generation projects in the Metro Area, so an on-peak deliverability reassessment was not needed.

## F. INTERCONNECTION FACILITIES, NETWORK, DISTRIBUTION UPGRADES AND THEIR COST AND CONSTRUCTION DURATION ESTIMATES

The estimated costs, cost allocation factors, and estimated time to construct for the required Interconnection Facilities, Network Upgrades, and Distribution Upgrades for which the Project is responsible for are shown in Attachment 1, Attachment 7a and/or Attachment 7b, and Attachment 6, as applicable, to this 2025 Reassessment Appendix A report.

All costs assigned to the Project are presented for completeness.

Attachment 1:  
Interconnection Facilities, Network Upgrades, and Distribution Upgrades  
Please refer to separate document

Attachment 2:  
Not Used

Attachment 3:  
Not Used

Attachment 4:  
Allocation of Deliverability Driven Network Upgrades for Cost Estimates

Not Used

Attachment 5:  
SCE's Interconnection Handbook  
Preliminary Protection Requirements for Interconnection Facilities are outlined in SCE's  
Interconnection Handbook at the following link:

<https://on.sce.com/InterconnectionHandbook>.

Attachment 6:  
Project Specific Description, Assumptions, Notes, Results, and Schedule  
Please refer to separate document

Attachment 7a:  
Escalated Cost and Time to Construct for Interconnection Facilities, Reliability Network  
Upgrades, Delivery Network Upgrades, and Distribution Upgrades

Please refer to separate document

Attachment 7b:  
Allocation of Network Upgrades for Cost Estimates and Maximum Network  
Upgrade Cost Responsibility

Not Used

Attachment 8 :  
Subtransmission Assessment Report

Please refer to separate document

Attachment 9 :  
Firm Charging Distribution Analysis Report

